

MEDIUM-EASY

# Super Fashion Dress-Up

<http://o.ooli.ca/en/scratchgames/doll>

Dress-up a doll in different outfits. You can dress-up the person in different fashions or armor or funny costumes. Many bigger games like the Sims, first person shooters, and role-playing games have similar dress-up minigames for customizing your character.

The program starts with one person standing in the background. There are three arrow sprites that are for changing the way the person looks. There is one sprite of pants that will eventually be used for different clothes and decorations that you can add to the scene.

(Finished game: <https://scratch.mit.edu/projects/81504582>)



## Useful blocks for this exercise

### Motion

go to

turn  degrees

### Looks

next costume

switch backdrop to

change size by

change  effect by

### Control

forever

if  then

### Pen

clear

stamp

### Events

when  clicked

when  key pressed

when this sprite is clicked

### Sensing

mouse down?

of

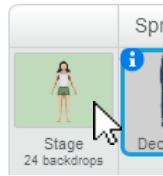
### Operators

+

## 1. Choose a Doll

EASY

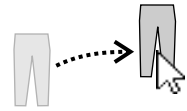
First, choose which doll you want to dress-up. On the left of the screen, click on the "Stage" button. Then click on the "Backdrops" tab in the middle of the screen. Choose the figure that you want to use.



## 2. Position the Pants

EASY

In the game, you want to be able to move the pants by moving the mouse. Write a program so that the pants always move to where the mouse pointer is.



Now that you can move the pants, you want a way to put the pants on the doll. Change the program so that when the mouse is pressed, a copy of the pants is "stamped" onto the doll.

## 3. Different Clothes

EASY

If you click on the costumes of the pants "Decoration" sprite, you will see many other types of clothes there. Write a program for the sprite so that when you press the space key, the sprite will change to a different costume.

## Try It: Reset

EASY

Give people a way to clear away all the decorations they've added.

## 4. Different Sizes and Angles

EASY

Sometimes, the clothes are the wrong size or the wrong angle. Write a program so that you can use the arrow keys to change the size and angle of the clothes.

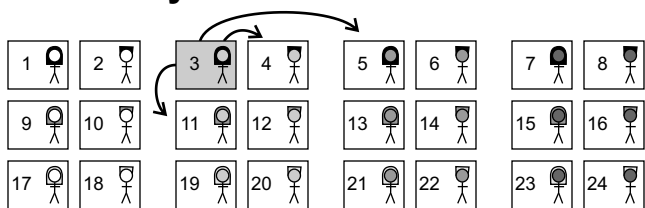
## Try It: Clothing Colours

EASY

Sometimes, the clothes aren't the colour you want. You can use the "colour" effect block to change the colours of sprites. Make it so that you can press a key to change the colour of the decorations.

## 5. Doll Styles

MEDIUM



Write a program to make it easier to change the look of the doll. The stage has many different backdrops with different dolls that have different hairs and skins. The backdrops are arranged in a pattern. How does the backdrop # need to change to change the skin colour? How does the backdrop # need to change to change the hair colour?

Let people use the three arrow buttons to change the doll. One arrow should change the hair style. One arrow should change the hair colour. And another arrow should change the skin colour.

## Try It: Dress-Up Yourself

EASY

Instead of dressing up a doll, you can dress up yourself. If your computer has a camera, you can replace the backdrop of the stage with a picture of yourself.

## Try It: Add Your Own Clothes

MEDIUM-EASY

Try adding some new clothes to the game. You don't even need to draw them yourself. Take a picture of some clothing as a new costume, then erase the background of the picture so that only the clothing is left.